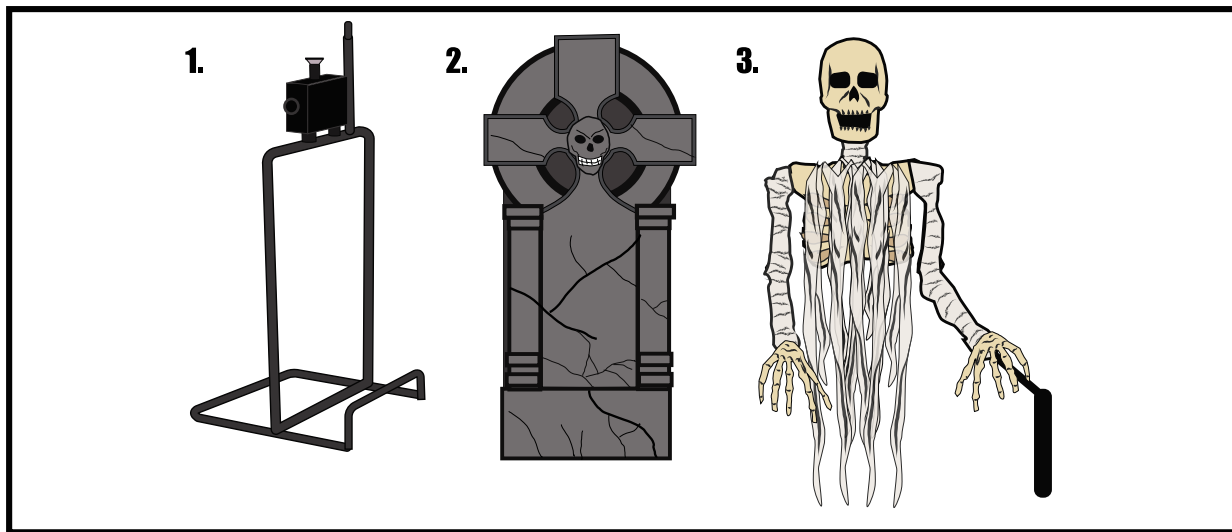


RISEN FROM THE GRAVE™

Installation and Operating Instructions

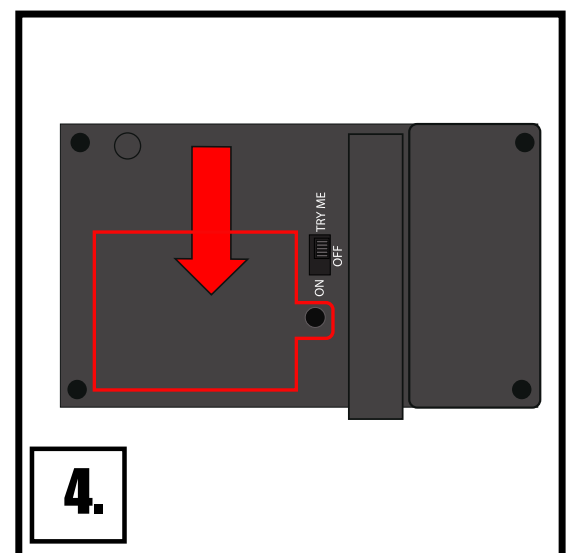
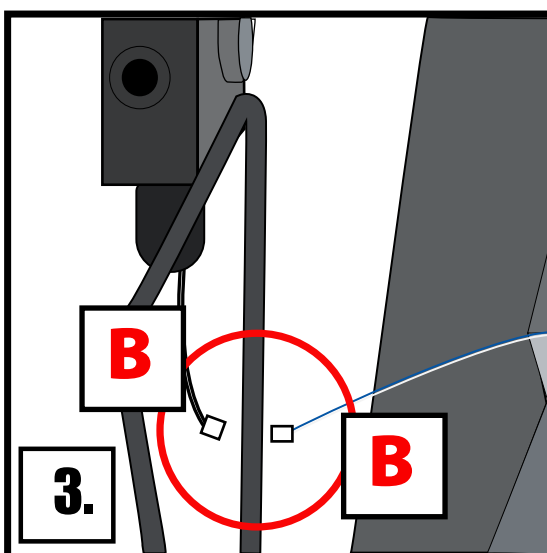
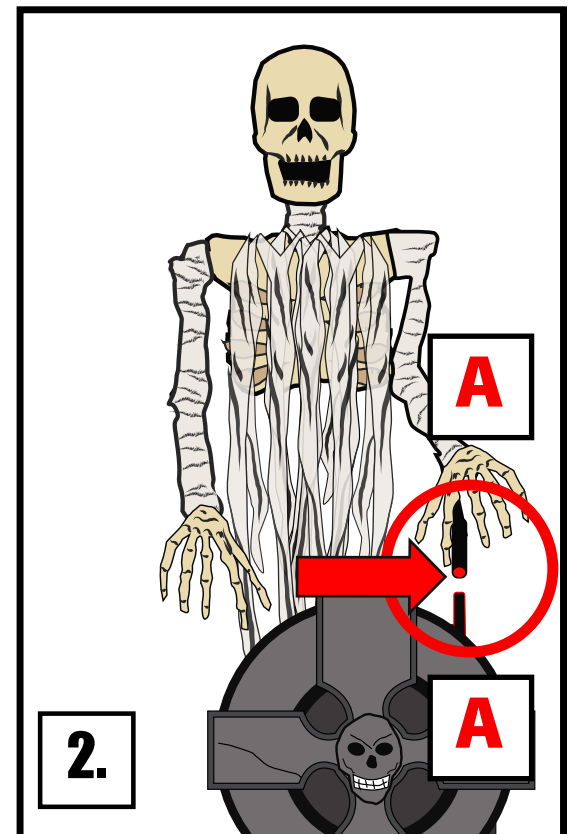
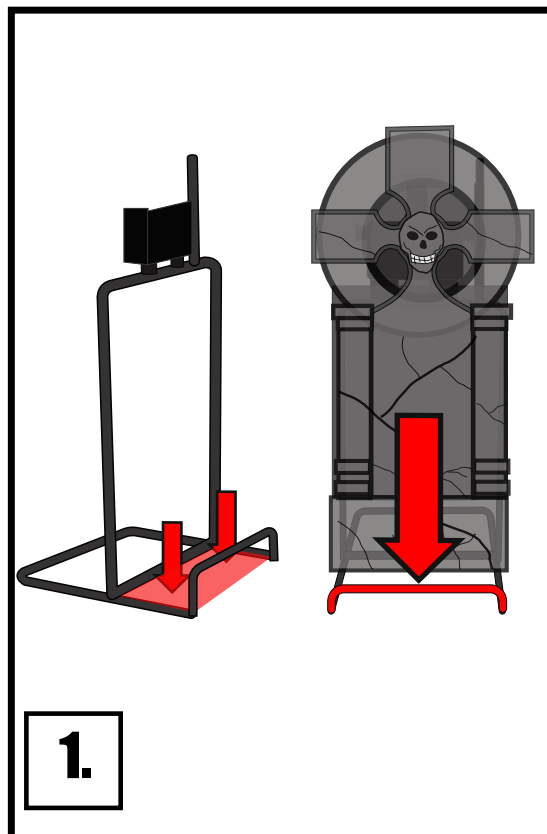
Keep all plastic and wire parts away from children.



PARTS

1. FRAME
2. TOMBSTONE
3. SKELETON

1. Insert TOMBSTONE into the front of the FRAME. The TOMBSTONE will seat between the FRAME uprights and the front of the curved base.
2. Snap lock the SKELETON to the FRAME. (Match A to A)
3. Connect the wire from the TOMBSTONE to the control box located on the FRAME. Match (B to B)
4. Insert 3 AA batteries (not included) into the battery compartment on the control box. Move the switch to the ON position. Move in front of the item or make a loud sound (clap) to activate the item.



visit us at tekkydesign.com

Requires 3AA batteries (not included)

ALL NEW MATERIALS:
METAL, FOAM, PLASTIC, POLYESTER

Surface washable only.

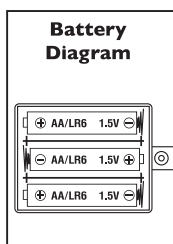
RISEN FROM THE GRAVE™ is a trademark of Tekky. Copyright © 2021 Tekky.

All Rights Reserved.

MADE IN CHINA

BATTERY INSTRUCTIONS AND CAUTIONS

Battery installation and removal should be performed by an adult. Remove batteries when not in use. Use only batteries recommended in the instructions. Do not mix new and used batteries. Do not mix alkaline, carbon-zinc, nickel-cadmium, rechargeable or different types of batteries. Be mindful to insert batteries with the correct polarity (+/-) as indicated. Remove all exhausted batteries. Rechargeable batteries are only to be charged under adult supervision. Rechargeable batteries are to be removed from the item before being charged. Non-rechargeable batteries are not to be recharged. The supply terminals are not to be short-circuited. Always dispose of exhausted batteries properly. Do NOT dispose of batteries in fire, they may leak or explode.



Warning! This item is not a toy. For decoration only. Small parts, choking hazard. This product is intended for use by persons 15 years of age and older. Not intended for use by children ages 14 years and younger.

WARNING
DO NOT TURN ITEM ON UNTIL YOU HAVE COMPLETELY FINISHED ASSEMBLY.
STAY CLEAR OF ITEM WHILE OPERATING.
DO NOT PLACE ITEM ON UNEVEN GROUND.
DO NOT PLACE WEIGHT ON ITEM WHILE IN OPERATION.



DO NOT RETURN THIS ITEM TO THE STORE!
If experiencing technical difficulties, please go to www.tekkydesign.com for assistance.

SMART PHONE SCAN SETUP VIDEO

